

FREE INSTALLATION AND DELIVERY AT YOUR DOOR STEP*
*conditions apply, within 5 kms of the radius from the dealer's point

FOR MORE INFORMATION CALL US ON
TOLL FREE 1-800-345-8282
available online at shop.tatascan.co.in



ENTER A NEW WORLD OF POSSIBILITIES ▶

PRAVESH
A TATA STEEL PRODUCT
STEEL DOORS WITH WOOD FINISH

SREE REVATHI STEELS

Palakkad, Kerala, **PH: 0491 2501060, 9745604572**

Rathnaprabhu

STRENGTH
OF
STEEL.
ELEGANCE
OF
WOOD.

PRAVISH
A TATA STEEL PRODUCT
STEEL DOORS WITH WOOD FINISH

SREE REVATHI STEELS

Palakkad, Kerala, **PH: 0491 2501060, 9745604572**

PIONEER OF STEEL PRESENTS
PRAVESH DOORS

'Pravesh Doors' – the latest offering from TATA Steel opens up a new world of opportunities for home builders, architects, commercial builders and every beneficiary related to building homes and complexes.

Pravesh Door

“ Making every house beautiful and secure ”



The world of TATA Steel is beyond boundaries - growing, changing and challenging every day. A world that embraces new skills, latest innovation, financial investment and responsible use of natural resources. The company has a history of offering innovative product solutions. It is the first Steel Company in the country to enter in this white space of Service and Solution.



SREE REVATHI STEELS

Palakkad, Kerala, PH: 0491 2501060, 9745604572

Long-lasting beauty: Made of weather-proof steel to last longer

Absolutely Secure: Being made of steel, the strength is inbuilt. No need to fix additional collapsible iron gate for security

Maintenance-free: These doors do not warp, bend or require frequent application of pesticide & varnish.

Termite-proof: No termites for life

Fire-resistant: Steel doors are fire resistant

Environment friendly: Easily recyclable

Uniform quality: Factory engineered to provide uniform quality

Value for money: Superior products at reasonable prices

PRAVESH DOORS ARE AVAILABLE IN TWO CATEGORIES

1. Residential/Commercial Doors
2. Fire Rated Doors



PERFECT COMBINATION OF LONG-LASTING HAPPINESS.

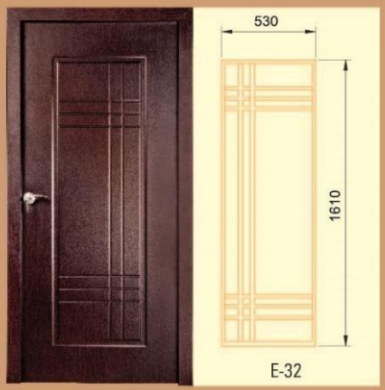
'Pravesh Doors' are steel doors that exude the elegance of wood and the strength of steel. Pravesh Doors offer complete peace of mind to users in terms of price, quality, durability and security. Pravesh Doors, quite unlike wooden doors never age with the passage of time and adorn the façade of entrances for generations. Now isn't that complete happiness.

THE PROMISE OF PRAVESH DOORS

- Complete solution of doors- Shutter, Frame, Accessories *
- Transparent Pricing
- Uniform Quality
- Free Installation by Experts
- Free Delivery **
- Warranty On Accessories ***



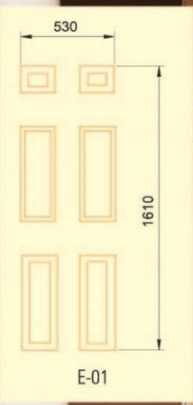

EMBOSSED DESIGNS



Embossed Designs and Plain Wood Finish doors with decorative wood grain Finish and Plain Steel Finish doors with Standard RAL Colours

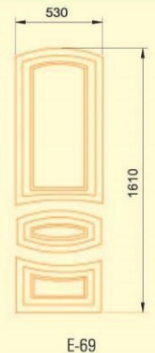
Wood Grain Decorative Finish Doors offer architects the freedom to design interiors without the disadvantages associated with wood. The surface can be Decorative to a number of natural wood finishes such as Teak, Mahogany, Walnut, Maple, Camphor, Tan, Pine Oak, Rosewood, Cherry, Stone, Special Effective Decorative finishes. These doors are less susceptible to damage, peel, crack, warping or bow. And more importantly, these doors are environment friendly and 100% recyclable.

DECORATIVE WOOD GRAIN FINISHES



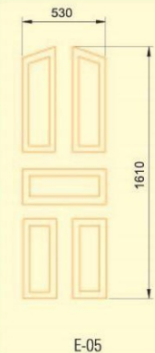

SREE REVATHI STEELS

Palakkad, Kerala, **PH: 0491 2501060, 9745604572**




E-69

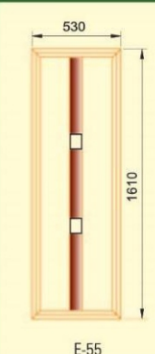
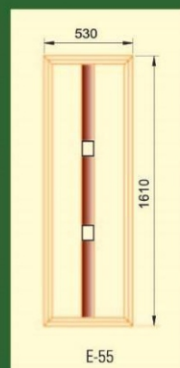
SINGLE REBATE SOLID SHUTTER FOR MAIN ENTRANCES / INTERNAL ROOMS



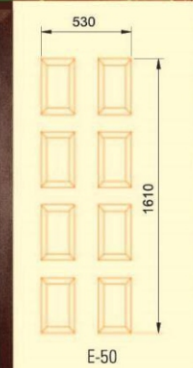
E-05



E-32



E-55



E-50



E-02




SREE REVATHI STEELS

Palakkad, Kerala, PH: 0491 2501060, 9745604572

PLAIN WOOD FINISH DOORS

Available in single and double doors.

DECORATIVE WOOD GRAIN FINISHES

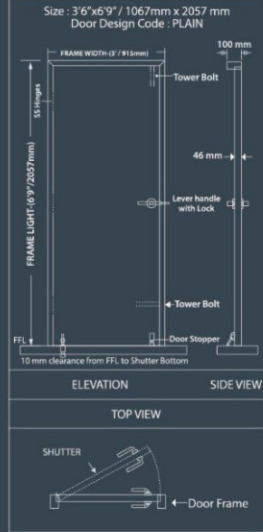
RESIDENTIAL/COMMERCIAL/GENERAL STEEL DOOR	
METAL DOORS TECHNICAL SPECIFICATIONS	
DESCRIPTION	METAL DOORSETS AND FRAMES
SHUTTER DETAILS	Door leaf from 0.8mm to 1.2mm thick slip coated pre-galvanised steel sheet to ASTM A527/ASTM A525, JIS G 3302 or BS 2989 1994, IS 277. Zinc coating 80-120 g/m ² . Lock formed panels with internal stiffeners of 3mm thick made of GP. 3.0mm thick hinge reinforcing, hardware mounting plates and lock protection.
FRAME DETAILS	Door frame conforming to IS 4351:2003, 1.2mm to 2mm thick pre-galvanised steel sheet with mitred and welded comes, frame stretches, hinge reinforcing plates, fixing plates and hardware mounting plates.
DOOR THICKNESS	46mm
CORE MATERIAL	Door leaf filled with paper honeycomb thickness of 150 gsm. Load bearing capacity : 1- 1.5 ton/sq m.
FINISH	Powder coated surface finished with thermosetting Polyurethane paint of Aliphatic Grade providing high levels of scratch resistance and durability/epoxy polyester/pure polyester/polyurethane powder of thickness 60-65 microns.
FIXINGS	Fixing through frame by expansion bolt.
FRAME ASSEMBLY	Welded construction with frame spreaders. Bolted frame construction. Knock-down frame construction for wrap around frames.
FIRE RESISTANCE	Up to 1 hour of fire resistance in comparison to wooden doors. In case of high duty performance we recommend in fill of mineral wool/rock wool/glass wool as per CBRI test standard.
ACOUSTIC PROPERTIES	Up to RW 44 for 60m thick door leaves with special frames and ancillary seals based on duty.
SIZES	Up to 3000 mm high and 2200 mm wide subject to test data limitations.

**SREE REVATHI STEELS**Palakkad, Kerala, **PH: 0491 2501060, 9745604572**

STEEL DOORS



SINGLE REBATE SOLID SHUTTER FOR INTERNAL / REST ROOMS



STANDARD RAL COLOURS



SREE REVATHI STEELS


Palakkad, Kerala, **PH: 0491 2501060, 9745604572**

FLYMESH DOORS

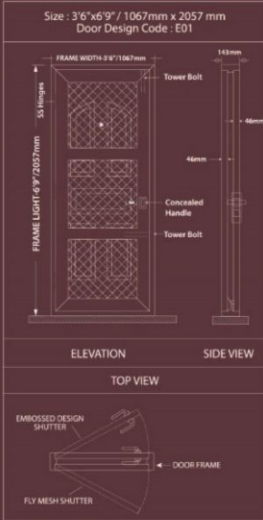
Size of Stainless Steel mesh used in Flymesh, 3 pcs, is 450x900 mm each

Wire thickness of 0.5mm and sieve opening of 2X2mm

DECORATIVE WOOD GRAIN FINISHES



DOUBLE REBATE FLY MESH SHUTTER + SOLID SHUTTER FOR MAIN ENTRANCES



SREE REVATHI STEELS

Palakkad, Kerala, PH: 0491 2501060, 9745604572

CORES



HONEYCOMB

- Superlative resistance to impact
- Smooth flat surface
- Extreme durability
- High shear strength
- Prevents decay and destruction by pests
- Versatility permits modification



MINERAL WOOL

- Superlative resistance to heat
- Smooth flat surface
- Extreme durability
- Prevents decay and destruction by pests
- Excellent acoustic properties

POLY URETHANE FOAM

- Stops air infiltration
- High insulation value
- Moisture resistant
- Light weight
- Excellent adhesion
- Code approved

DOOR HARDWARE (COMMON FOR ALL)

AUTOMATIC CLOSING DEVICES

Doors are made suitable to receive a large variety of Door Closers



LOCK (INTERNAL & EXTERNAL)

Mortise Sash Lock with Lever Handles, Mortise Dead Bolt, Mortise Latch, Panic Devices etc can be provided as required



HINGES

Stainless Steel Ball Bearing Butt Hinges 3 mm thick fixed flush to the frame and shutter (102x76x 3 mm thick)



FLUSH BOLTS (DOUBLE DOOR)

Concealed extended lever action flush bolts provided on the top of the door to the leading stile edge. 300/600/900 mm long



BUMPONS

3 mm

OPTIONS

Door Coordinator, In tumescent fire & Smoke seal for fire rated doors, Automatic Door Bottoms, Latch etc., can be provided if required



SREE REVATHI STEELS

Palakkad, Kerala, **PH: 0491 2501060, 9745604572**

FIRE RATED DOOR OPENINGS

Opening	Wall Rating	Door and Frame Rating	Description and Use
	2 Hour	1-1/2 Hour (90 minutes)	Openings of this type are used in enclosures of vertical communication or egress through buildings. Examples of these types of openings include stairwells and elevator shafts.
	1 Hour	1 Hour (60 minutes)	These door and frame assemblies divide occupancies in a building.
	1 Hour	3/4 Hour (45 minutes)	For use where there are openings in corridors or room partitions.
	2 Hour	1-1/2 Hour (90 minutes)	This opening is in a wall where there is the potential for severe fire exposure from the exterior of the building.
	1 Hour	3/4 Hour (45 minutes)	This opening is in an exterior wall that has the potential to be exposed to moderate to light fire from the exterior of the building.
	1 Hour	1/3 Hour (20 minutes)	These openings are in corridors where smoke and draft control is required. The minimum wall rating is 1 hour.

FIRE RATED DOORS (120 Minutes)

CONFORMS TO IS 3614 (PART 2) 1992, BS476 (PART 20 & 22)

MATERIAL
Door Frames (Conform to IS4351: 2003) and Leaves are made from Skin Pass Galvanized Iron Sheet (Conform to IS277)

DOOR LEAVES
Constructed from 1.2mm (18SWG) thick Skin pass Galvanized Iron sheet formed to provide a 46 mm thick fully flush, double skin door shell with lock seam joints at stile edges

DOOR FRAMES
Constructed from 1.6 MM(12 SWG) thick Skin pass galvanized iron sheet formed to double rebate profile of size 143mm X 58mm (+/- 0.3mm) with a maximum bending radius of 1.4 mm

CORE MATERIAL
The internal construction of the door is a specially designed Mineral Wool/ Honey Comb kraft paper insulation with reinforcements at top, bottom and stile surrounds. The internal construction of the door varies with the degree of Fire Rating as tested FOR 2 hrs Fire Rated

VISION GLASS
Fire Rated Vision Glass Single Glazed with 7 mm thick clear/wired glass can be provided for a maximum of 2 hours fire rating. The Vision Glass can be provided in 300 mm dia, rectangular in standard dimensions of 200 mm X 300 mm

FINISH
The door frames and door shutters are primed with Zinc-Phosphate Stoving Primer and finished with Polyurethane Aliphatic grade or epoxy paint as required/Epoxy Polyester/Pure Polyester/Polyurethane Powder for powder coating of thickness 60 – 65 Microns (Dry Film Thickness)



SPECIFICATION SHEET
FIRE RATED DOORS (60 Minutes)

CONFORMS TO IS 3614 (PART 2) 1992 BS476 (PART 20 & 22)

MATERIAL
Door Frames (Conform to IS4351: 2003) and Leaves are made from Skin Pass Galvanized Iron Sheet (Conform to IS277)

DOOR LEAVES
Constructed from 0.8 mm (22 SWG) thick Skin pass Galvanized Iron sheet (Conform to IS 277) formed to provide a 46mm thick fully flush, double skin door shell with lock seam joints at stile edges

CORE MATERIAL
The internal construction of the door is a specially designed fire rated Honey Comb Kraft Paper insulation with reinforcements at top, bottom and stile surrounds

FRAME
Constructed from 1.2 MM (18 SWG) thick Skin pass galvanized iron sheet formed to double rebate profile of size 143 mm X 58 mm (+/- 0.3 mm) with a maximum bending radius of 1.4 mm

VISION GLASS
Fire Rated Vision Glass Single Glazed with 7 mm thick clear/ Wired glass can be provided for a maximum of 1 hour fire rating. The Vision Glass can be provided in 330mm Dia, Rectangular in standard dimensions of 200 mm X 300 mm

FINISH
The door frames and door shutters are primed with Zinc-Phosphate Stoving Primer and finished with Polyurethane Aliphatic grade or epoxy paint as required/Epoxy Polyester/Pure polyester/Polyurethane powder for powder coating of thickness 60 – 65 Microns (Dry film Thickness)

TECHNICAL SPECIFICATIONS FOR FIRE RESISTANT DOORS & FRAMES

SREE REVATHI STEELS

Palakkad, Kerala, **PH: 0491 2501060, 9745604572**



What are the different variants of steel doors available?

Pravesh doors are available in three variants: Embossed wood finish, Plain wood finish, and plain steel finish.



What is the right size of the wall opening to be kept to install Pravesh door?

The door is currently available in two standard sizes of 7 ft x 3 ft 6 in & 7 ft x 3 ft.



How do I get the Pravesh door installed?

Pravesh door will be installed by a trained installation team. You may fix the date and time of installation of the door with the dealer.



What is the cost of installation?

Installation service is provided free of cost.



How long will it take for my door to get delivered?

The delivery time will vary as per availability and location and needs to be discussed with the dealer at the time of purchase.



How should my door be stored before fitting?

It is suggested that the door be delivered at the time of installation to prevent any damage to the door. In case the delivery of door is taken before the scheduled installation, the door should be kept flat on a raised surface. No heavy object should fall on the door.



How do I change the lock on my door?

The lock will be installed by the trained installation team during door installation. In case you wish to change the lock in the future, you may contact your dealer or call at the toll free number 18003458282.



Can extra lock be installed?

Doors with option for extra lock can be made available on request.



How do I fix a nameplate on the door?

To fix a nameplate on your Pravesh door, please specify the need for fixing it at the time of booking so holders can be ordered or please fix it with a VHB (very high bond) tape. Please install it with the help of our installation team. Fixing it yourself or with a local person is not recommended.



Will a Pravesh door rust?

Pravesh door will not rust as long as the outer coating of the door remains intact.



Will the finish of the door peel off or get spoilt?

The finish of the door is factory engineered and will not get spoilt unless the door comes in contact with harsh chemical or a heavy object which can destroy the outer coating of the door.



Will the door get dented or cracked?

Although Pravesh door is a made from high quality steel, it may get dented with rough use.



Can I paint the door?

Painting the door will remove the wood finish of the door. Hence, for the elegant look and natural wood finish, it is advised not to paint the door.



SREE REVATHI STEELS

Palakkad, Kerala, **PH: 0491 2501060, 9745604572**